

Instructions to Create Passport:

1.) Cut page 1 in half.




2.) Cut page 2 in half, also.




3.) Lay out pages as shown below.




4.) Turn two pages on left side over as shown.



5.) Place the right side pages on **top** of the left side pages.



6.) Place bottom set of pages on the top.



7.) Make sure all edges are even.

8.) Fold in half.

9.) Staple along the folded edge.

10.) Tape pages together to finish PASSPORT.

